

How BRIDGES can help with Engagement

Kalpathi Subramanian¹, Erik Saule¹, Jamie Payton²
krs@uncc.edu, esaule@uncc.edu, payton@temple.edu

¹The University of North Carolina at Charlotte

²Temple University

BRIDGES Workshop, June 24-26, 2024

Engagement and Motivation

- Well understood that student engagement is an important predictor of student achievement.
- Engagement can span many dimensions¹:
 - skills engagement
 - participation/interaction engagement
 - emotional engagement
 - performance engagement
- Engagement and motivation are closely tied to each other
- How do we motivate and engage students?
- What engagement strategies can we use?

¹Handelsman et al., A Measure of College Student Course Engagement, Journal of Educ. Res., 2005

Engagement Strategies

- **Active Learning:**

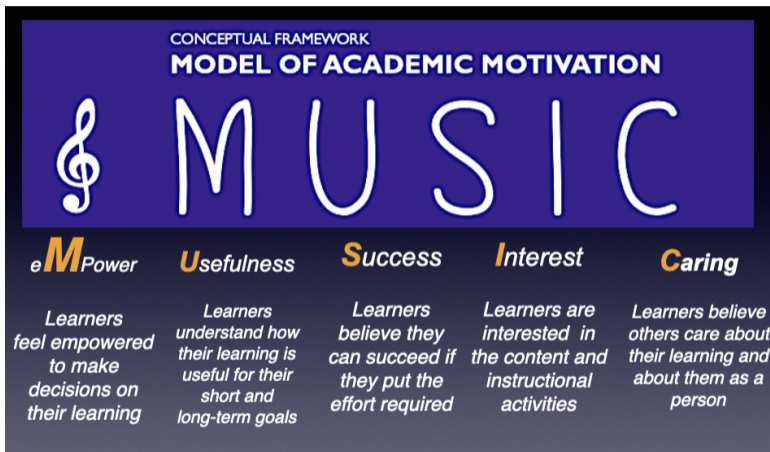
- Pair Programming
- Flipped classroom
- Group work/collaboration/Light Weight Teams
- Quizzes

- **Content Based**

- Real world data integrated into curriculum, demonstrate relevance
- Align with student interests, values, social relevance

*BRIDGES focuses on **content based engagement***

The MUSIC Model of Engagement



²Jones, B.D, Motivating Students to Engage in Learning: The MUSIC Model of Academic Motivation, Intl. Journal of Teaching and Learning in Higher Ed., 2009

Two semesters of a project based OOP course, using student reflections after each course module

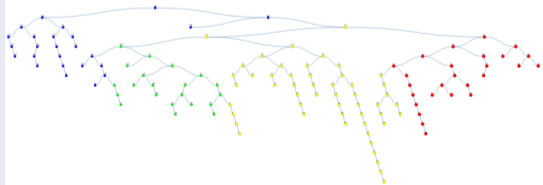
- **eM**powerment: Project choice, freedom to be creative, experimentation and tinkering
- **U**sefulness: Working with real-world data/tools, team environment
- **S**uccess: Assignments with clear instructions, predictability, reflect on personal successes/failures, feedback, challenges (in a good way!)
- **I**nterest: Fun factor, games, real world images used as part of course
- **C**aring: Sensitive to student needs, prompt feedback, deadline flexibility

³Subramanian et al., Influence of Course Design on Student Engagement and Motivation in an Online Course, ACM SIGCSE 2020

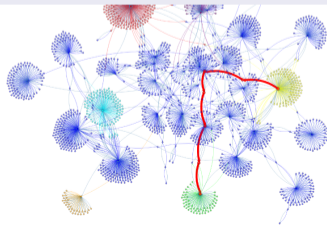
Engagement Using BRIDGES: Visual and Interactive

- BRIDGES generates **visualizations** of data structures (**that students implement!**), algorithm outputs as a mechanism for engaging students.
- Visualizations of classic CS concepts can be helpful in making them real and more meaningful.
- Student feedback has been very positive, appreciating the features of BRIDGES that enables them to **see what they code and produce**.

Indexing USGS Earthquake



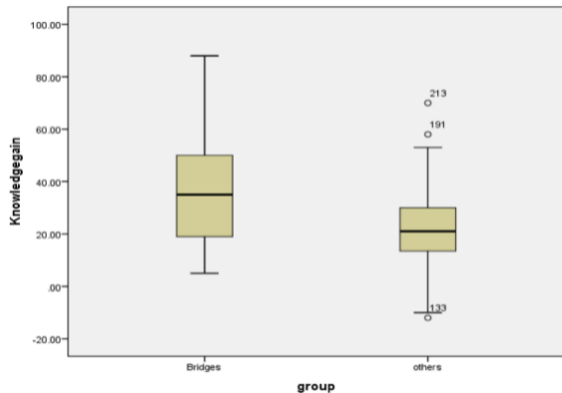
Bacon Number [IMDB Data]



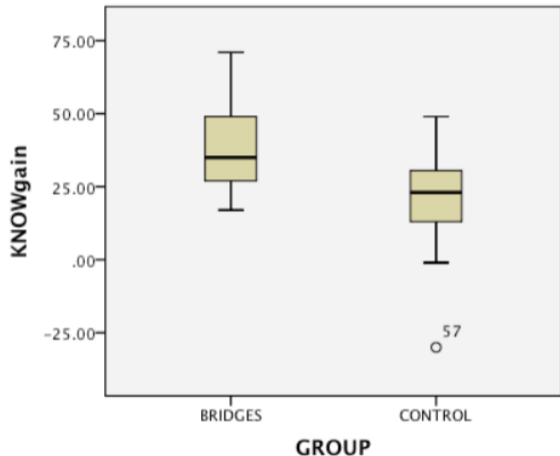
Engagement Using BRIDGES: Use Real-World Data

- Using **real-world data** in course work is an important engagement tool
- Students respond to working with data from real-world scenarios/data: weather/climate, maps, medical, census, books, music, videos, games
- Data is everywhere, the **harder part is**
 - Accessing data in a ready-to-use form for course work
 - Mapping the right data to course work to meet objectives.
- BRIDGES supports a number of datasets ready to use in early CS courses:
 - **Earthquake Data:**
List<EarthquakeUSGS>eq_list = bridges.getDataSource().getEarthquakeUSGSData(100)
 - **IMDB Actor-Movie Data:**
List<ActorMovieIMDB>am_list = bridges.getDataSource().getActorMovieIMDBData(1813)
 - **Open-Street Map Data:**
OsmData osm_data = bridges.getDataSource().getOsmData("Charlotte, North Carolina", "default")

Results: Students in BRIDGES sections gained more knowledge



Fall 2014



Spring 2015

Results: Students in BRIDGES sections progressed faster in CS

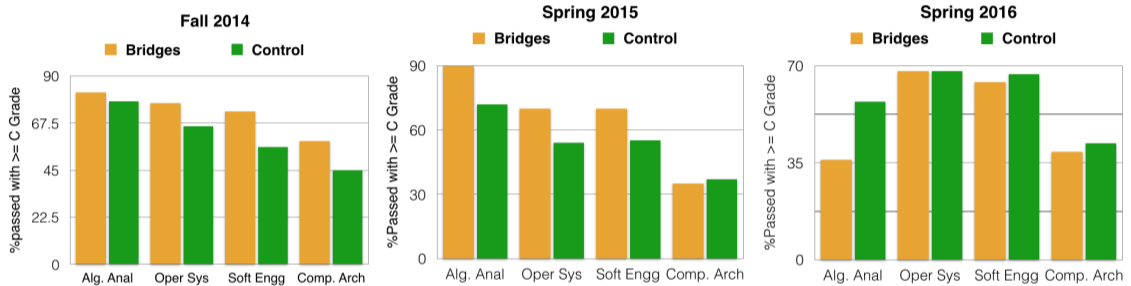


Figure: Comparing long-term student achievement between students who used the BRIDGES toolkit in the Data Structures course vs. Control group. The evaluation was performed with 3 cohorts of students (Fall 14, Spring 15, Spring 16). Analysis performed Spring 2019.